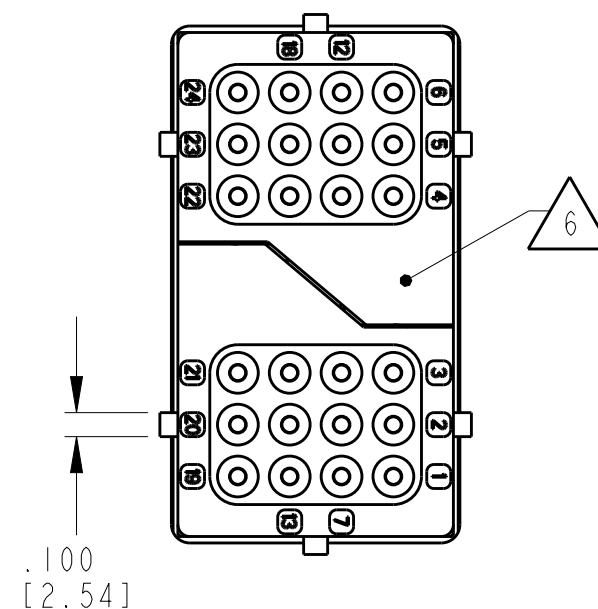
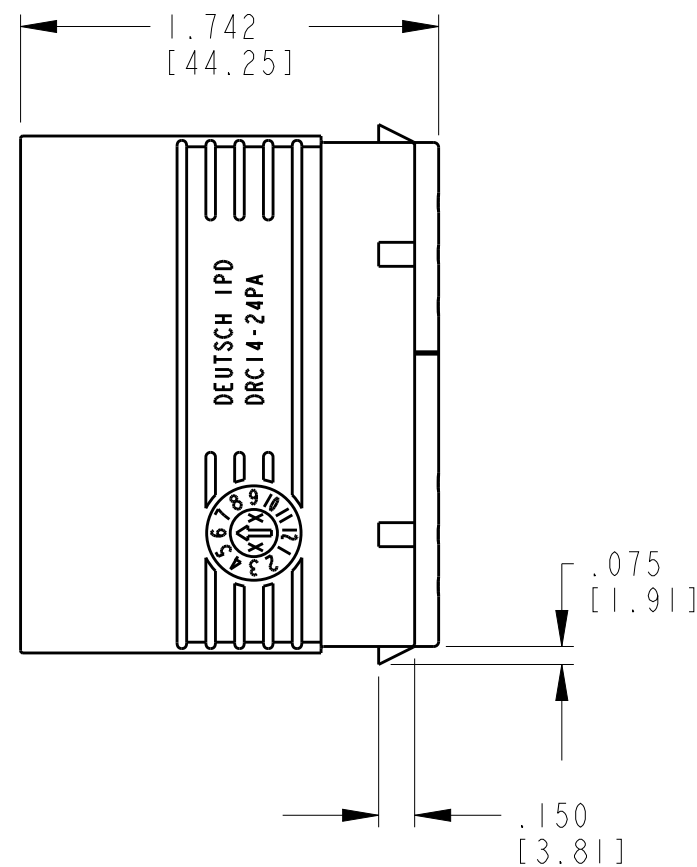
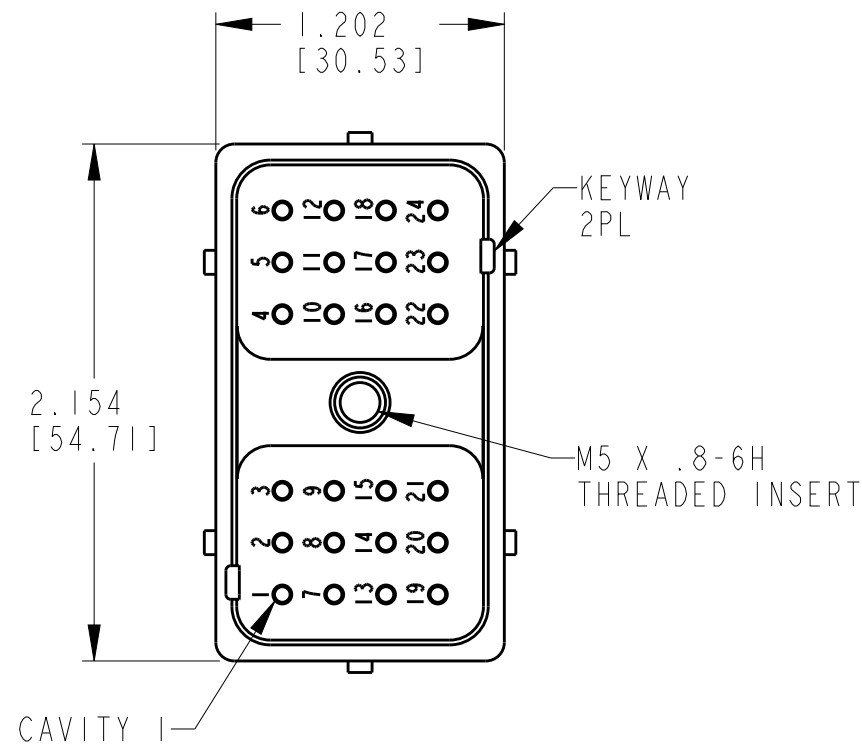


SEAL TYPE	CONTACT SIZE	MIN. INSUL. O.D.	MAX. INSUL. O.D.	WIRE RANGE [mm ²] REF ONLY
NORMAL	16	.100 [2.54]	.134 [3.40]	14-20 AWG [2.0-.50]
E	16	.053 [1.35]	.120 [3.05]	14-20 AWG [2.0-.50]
T	16	.088 [2.24]	.134 [3.40]	14-20 AWG [2.0-.50]

REV AI **DRC14-24PA***

REVISIONS			
SYM	DESCRIPTION	DATE	APPROVED
NC	REDRAWN & REPLACES PREVIOUS		
	RELEASES PER E.O. PI7714	4-26-02	R.D.R.
AI	RELEASE PER ECO-13-006930	4-3-13	D.H.



5. THIS PART MATES WITH DRC16-24SA*-**** PLUG.
(* = WIRE SEAL ID; ****= ALL MODIFICATIONS)

4. FOR CONTACT AND WIRE PERFORMANCE AND APPLICATION CHARACTERISTICS, SEE DRAWING 0425-015-0000.

3. RECEPTACLE IS SUPPLIED WITH DUST CAP (NOT SHOWN).

2. DIMENSION TOLERANCE: ±.025 [.64].

1. DIMENSIONS ARE IN INCHES [mm].

NOTES:

7. MATERIAL - HOUSING: PLASTIC (BLACK); GROMMET: RUBBER; INSERT: STEEL.

6. WHEN * = E: BLUE STRIP IDENTIFIES "E" WIRE SEAL.
WHEN * = T: BROWN WELD CAPS IDENTIFIES "T" WIRE SEAL.
WHEN * = BLANK: IDENTIFIES "NORMAL" WIRE SEAL.

SIGNATURE & DATE	
DR	J. APOSTOL 03APR2013
CHK	D. HASIBUAN 4/3/13
PE	D. HASIBUAN 4/3/13
APPD	D. HASIBUAN 4/3/13
SCALE	NONE
WT	

INLINE RECEPTACLE
24 CONTACTS, SIZE 16
DRC SERIES
KEY ARRANGEMENT -A-

ENVELOPE

EP	MATL. CODE
3850 INDUSTRIAL AVE. HEMET, CA 92545	
B DRC14-24PA*	
DWG SIZE	SHEET OF